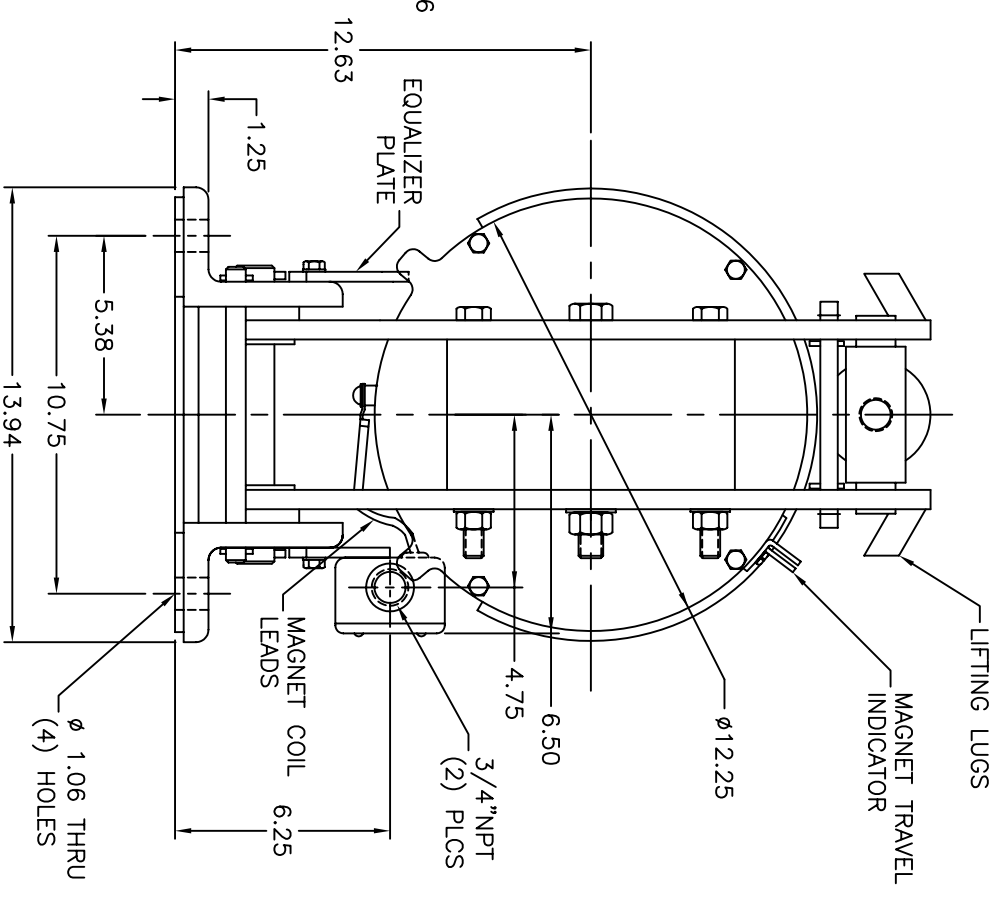
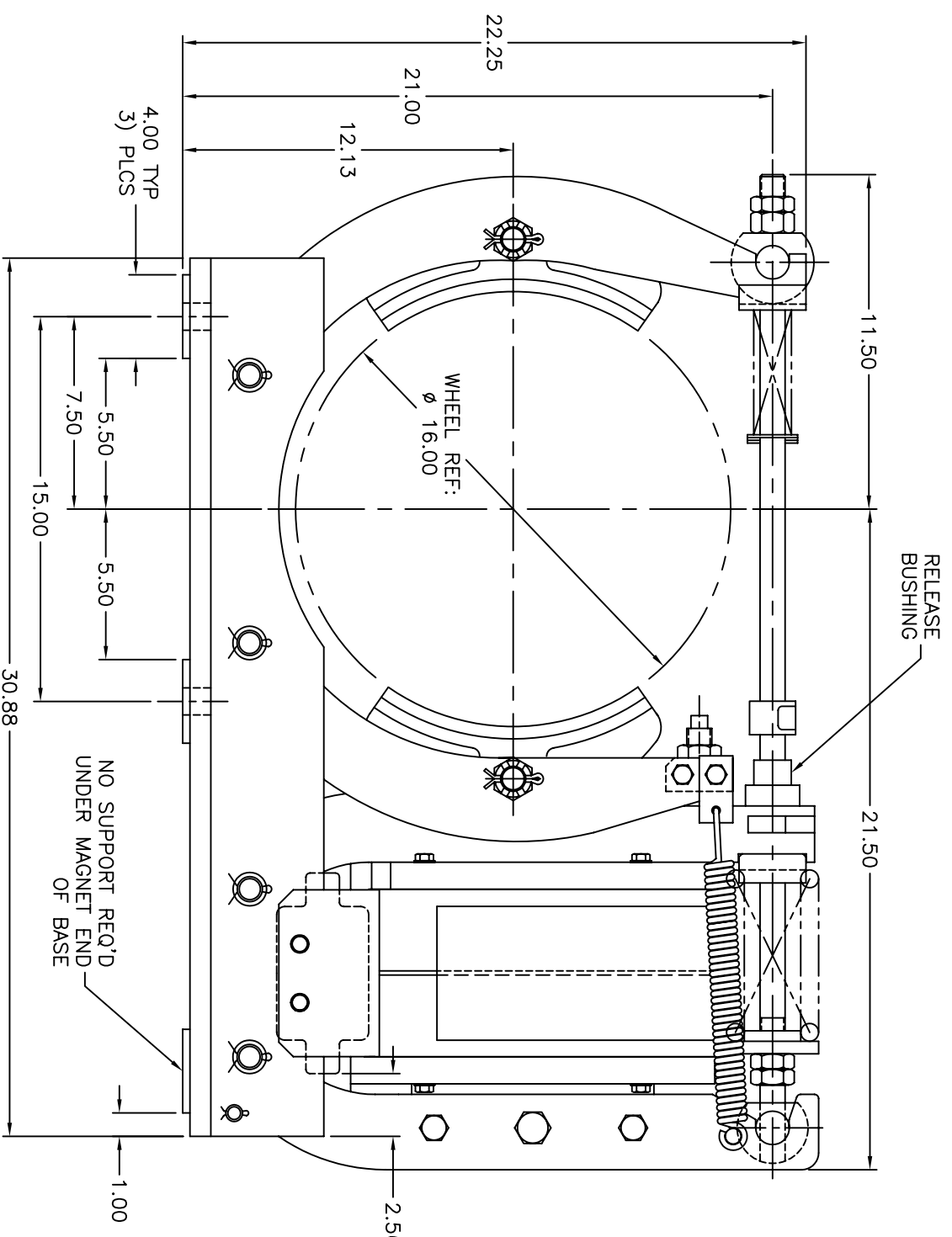
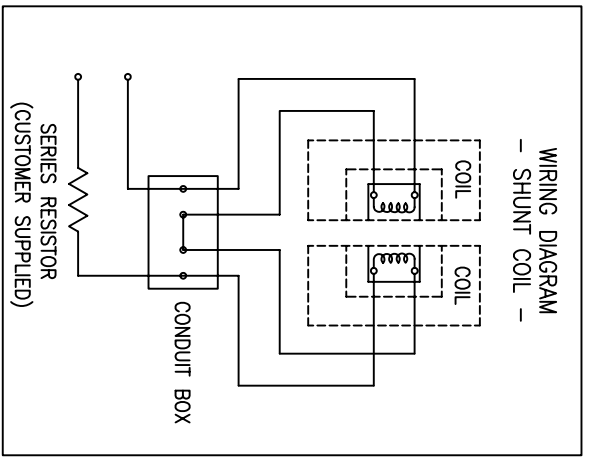


REV.	DESCRIPTION	DATE	BY
A	REDRAWN TO CAD	5/29/97	J.S.B.
B	UPDATED DRAWING BORDER	10/15/03	J.S.B.



COIL DATA - SHUNT OPERATION			
	CONTINUOUS OPERATION	INTERMITTENT OPERATION	
VOLTS DC	32 VDC	40 VDC	
AMPS	3.6 AMPS	4.5 AMPS	
RESISTOR REQ'D 250VDC	51.5 OHMS	37.7 OHMS	

- NOTES:
1. STANDARD TORQUE RATING: 1000 LB.FT. (MAIN SPRING LENGTH OF 5.12")
 2. FINISH: PAINT PER SPEC. FSN0008
 3. NORMAL MAGNET TRAVEL: .13"
 4. WEIGHT OF BRAKE W/O WHEEL: 490 LBS.
 5. STANDARD RIGHT HAND MOUNTING SHOWN.
- FOR LEFT HAND MOUNTING: POSITIONS OF CONDUIT BOX, EQUALIZER PLATE, WEAR INDICATOR BRACKETS, AND SHOE BOLT HEADS ARE REVERSED.



NON-STANDARD TORQUE RATINGS:	
TORQUE LB.FT.	MAIN SPRING LENGTH (INCHES)
650	5.38
750	5.31

THIRD ANGLE PROJECTION	DR. J.S.B.	TITLE
SURFACE FINISH: 63 UNLESS OTHERWISE SPECIFIED	DATE 4/16/91	DIMENSION DRAWING
TOLERANCE: ALLOWANCE UNLESS OTHERWISE SPECIFIED	APP. G.S.L.	TM1665 BRAKE
+/- 0.010 ON 3 PLACE DECIMALS	DATE 10/15/03	DRAWING NO. E016118001
+/- 0.0005 ON 4 PLACE DECIMALS	SCALE NONE	REV. SIZE B C
+/- .30 MIN. ON ALL ANGLES		

COPYRIGHT © 2003, AMETEK AUTOMATION & PROCESS TECHNOLOGIES. ALL RIGHTS RESERVED. DRAWING IS PROPERTY OF AMETEK AUTOMATION & PROCESS TECHNOLOGIES. REPRODUCTION OR DISTRIBUTION IS STRICTLY PROHIBITED BY FEDERAL LAW.
AMETEK
 AUTOMATION & PROCESS TECHNOLOGIES
 Clawson, MI 48017 U.S.A.